



*DSO Quad*  
Community Edition 2.51

*DSO Quad*  
Community Edition 2.51


*DSO Quad*  
Community Edition 2.51

**Short Press**  
Toggle Run/Hold status 

**Long Press**  
Shortcut to V/div. Switches to last selected channel or toggles active channel (if channel is off, it will turn it on)

**Short Press**  
Toggle Run/Hold status 


**Long Press**  
Shortcut to V/div. Switches to last selected channel or toggles active channel (if channel is off, it will turn it on)

**Short Press**  
Toggle Run/Hold status 

**Long Press**  
Shortcut to V/div. Switches to last selected channel or toggles active channel (if channel is off, it will turn it on)


**Short Press**  
Select Auto Trigger level preset (1/2, 3/4, 1/4)

**Long Press**  
Selects Manual Trigger level

**Hold**  
Calibration Screen 


**Short Press**  
Select Auto Trigger level preset (1/2, 3/4, 1/4)

**Long Press**  
Selects Manual Trigger level


**Hold**  
Calibration Screen 

**Short Press**  
Select Auto Trigger level preset (1/2, 3/4, 1/4)


**Long Press**  
Selects Manual Trigger level

**Hold**  
Calibration Screen 


**Short Press**  
Toggle Meters on/off

**Long Press**  
Save default startup settings 


**Short Press**  
Toggle Meters on/off

**Long Press**  
Save default startup settings 


**Short Press**  
Toggle Meters on/off

**Long Press**  
Save default startup settings 


**Short Press**  
Change between menu items

**Long Press**  
Shortcut to time base (s/div) 

**Short Press**  
Change between menu items

**Long Press**  
Shortcut to time base (s/div) 


**Short Press**  
Change between menu items

**Long Press**  
Shortcut to time base (s/div) 


*DSO Quad*  
Community Edition 2.51

*DSO Quad*  
Community Edition 2.51


*DSO Quad*  
Community Edition 2.51

**Short Press**  
Toggle Run/Hold status 

**Long Press**  
Shortcut to V/div. Switches to last selected channel or toggles active channel (if channel is off, it will turn it on)

**Short Press**  
Toggle Run/Hold status 


**Long Press**  
Shortcut to V/div. Switches to last selected channel or toggles active channel (if channel is off, it will turn it on)

**Short Press**  
Toggle Run/Hold status 

**Long Press**  
Shortcut to V/div. Switches to last selected channel or toggles active channel (if channel is off, it will turn it on)


**Short Press**  
Select Auto Trigger level preset (1/2, 3/4, 1/4)

**Long Press**  
Selects Manual Trigger level

**Hold**  
Calibration Screen 


**Short Press**  
Select Auto Trigger level preset (1/2, 3/4, 1/4)

**Long Press**  
Selects Manual Trigger level


**Hold**  
Calibration Screen 

**Short Press**  
Select Auto Trigger level preset (1/2, 3/4, 1/4)


**Long Press**  
Selects Manual Trigger level

**Hold**  
Calibration Screen 


**Short Press**  
Toggle Meters on/off

**Long Press**  
Save default startup settings 


**Short Press**  
Toggle Meters on/off

**Long Press**  
Save default startup settings 


**Short Press**  
Toggle Meters on/off

**Long Press**  
Save default startup settings 


**Short Press**  
Change between menu items

**Long Press**  
Shortcut to time base (s/div) 


**Short Press**  
Change between menu items

**Long Press**  
Shortcut to time base (s/div) 

**Short Press**  
Change between menu items


**Long Press**  
Shortcut to time base (s/div) 

*DSO Quad*  
Community Edition 2.51

**Left / Right**  
Change menu item settings 

**Short Press**  
Sets triggering to currently selected channel

**Long Press**  
*Meters ON:*  
Cycles through meter presets  
*Meters OFF:*  
Toggles waveform gain calibration on/off. Does not affect meters.  
(Menu displays: "C" = On, "Un" = Off)


**Left / Right**  
Change to different menu 

**Short Press**  
Change buffer mode, full / single screen

**Long Press**  
Change between menu selection and meter selection


**Channel 4 Menu**  
FFT Function (Channel A or B)  
Simple Spectrogram (Channel A or B)

*DSO Quad*  
Community Edition 2.51

**Left / Right**  
Change menu item settings 

**Short Press**  
Sets triggering to currently selected channel

**Long Press**  
*Meters ON:*  
Cycles through meter presets  
*Meters OFF:*  
Toggles waveform gain calibration on/off. Does not affect meters.  
(Menu displays: "C" = On, "Un" = Off)


**Left / Right**  
Change to different menu 

**Short Press**  
Change buffer mode, full / single screen

**Long Press**  
Change between menu selection and meter selection


**Channel 4 Menu**  
FFT Function (Channel A or B)  
Simple Spectrogram (Channel A or B)

*DSO Quad*  
Community Edition 2.51

**Left / Right**  
Change menu item settings 

**Short Press**  
Sets triggering to currently selected channel

**Long Press**  
*Meters ON:*  
Cycles through meter presets  
*Meters OFF:*  
Toggles waveform gain calibration on/off. Does not affect meters.  
(Menu displays: "C" = On, "Un" = Off)


**Left / Right**  
Change to different menu 

**Short Press**  
Change buffer mode, full / single screen

**Long Press**  
Change between menu selection and meter selection


**Channel 4 Menu**  
FFT Function (Channel A or B)  
Simple Spectrogram (Channel A or B)

*DSO Quad*  
Community Edition 2.51

**Left / Right**  
Change menu item settings 

**Short Press**  
Sets triggering to currently selected channel

**Long Press**  
*Meters ON:*  
Cycles through meter presets  
*Meters OFF:*  
Toggles waveform gain calibration on/off. Does not affect meters.  
(Menu displays: "C" = On, "Un" = Off)


**Left / Right**  
Change to different menu 

**Short Press**  
Change buffer mode, full / single screen

**Long Press**  
Change between menu selection and meter selection


**Channel 4 Menu**  
FFT Function (Channel A or B)  
Simple Spectrogram (Channel A or B)

*DSO Quad*  
Community Edition 2.51

**Left / Right**  
Change menu item settings 

**Short Press**  
Sets triggering to currently selected channel

**Long Press**  
*Meters ON:*  
Cycles through meter presets  
*Meters OFF:*  
Toggles waveform gain calibration on/off. Does not affect meters.  
(Menu displays: "C" = On, "Un" = Off)


**Left / Right**  
Change to different menu 

**Short Press**  
Change buffer mode, full / single screen

**Long Press**  
Change between menu selection and meter selection


**Channel 4 Menu**  
FFT Function (Channel A or B)  
Simple Spectrogram (Channel A or B)

*DSO Quad*  
Community Edition 2.51

**Left / Right**  
Change menu item settings 

**Short Press**  
Sets triggering to currently selected channel

**Long Press**  
*Meters ON:*  
Cycles through meter presets  
*Meters OFF:*  
Toggles waveform gain calibration on/off. Does not affect meters.  
(Menu displays: "C" = On, "Un" = Off)

**Left / Right**  
Change to different menu 

**Short Press**  
Change buffer mode, full / single screen

**Long Press**  
Change between menu selection and meter selection

**Channel 4 Menu**  
FFT Function (Channel A or B)  
Simple Spectrogram (Channel A or B)